

Constant Contact Survey Results

Survey Name: Women Four Miler Survey

Response Status: Partial & Completed

Filter: None

2/24/2018 12:16 AM EST

How satisfied were you with the event?

Answer	0%	100%	Number of Response(s)	Response Ratio
Very satisfied			208	80.0 %
Somewhat satisfied			32	12.3 %
Neutral			6	2.3 %
Somewhat dissatisfied			0	0.0 %
Very dissatisfied			0	0.0 %
Pre-registered, but did NOT attend (explain why below)			12	4.6 %
No Response(s)			2	<1 %
Totals			260	100%

What was your number one reason for attending the event?

Answer	0%	100%	Number of Response(s)	Response Ratio
To raise funds for UVA Breast Cancer Center			35	13.4 %
To race			29	11.1 %
To have fun			32	12.3 %
All of the above			135	51.9 %
Other			26	10.0 %
No Response(s)			3	1.1 %
Totals			260	100%

To what extent did the following aspects of the event meet your expectations?

1 = Much Worse Than Expected, 2 = Somewhat Worse Than Expected, 3 = Met Expectations, 4 = Somewhat Better Than Expected, 5 = Much Better Than Expected





Answer	1	2	3	4	5	Number of Response(s)	Rating Score*
Website and Email Communication						254	3.6
Bib Pickup						251	3.9
Post-Race Food						242	3.7
T-Shirt						251	3.9
Volunteer Support						247	4.1

*The Rating Score is the weighted average calculated by dividing the sum of all weighted ratings by the number of total responses.

Which would you prefer receiving with registration:

Answer	0%	100%	Number of Response(s)	Response Ratio
Finisher's Medal			80	30.7 %
Tote Bag			162	62.3 %
No Response(s)			18	6.9 %
Totals			260	100%

If you used the fundraising page, did you find it helpful? If not, what would you change?

Answer	0%	100%	Number of Response(s)	Response Ratio
YES, I used the fundraising page and found it helpful.			69	26.5 %
NO, I didn't find the fundraising page helpful.			10	3.8 %
N/A - I did not fundraise.			171	65.7 %
No Response(s)			10	3.8 %
Totals			260	100%






What was your favorite part of the Women's Four Miler?

186 Response(s)

Do you have any suggestions for improving future Women's Four Miler races?

103 Response(s)

How many times have you run the Women's Miler?

Answer	0%	100%	Number of Response(s)	Response Ratio
1 (this is my first time!)			65	25.0 %
2			37	14.2 %
3			30	11.5 %
4			19	7.3 %
5 or more			107	41.1 %
No Response(s)			2	<1 %
Totals			260	100%